


# Home Screen

When you launch SIM-ON, you start in the **Space Browser** view, which is your **Home Screen**, it includes the following:


- **My Spaces**  
Explore all the spaces you have access to, from this organized section
- **News**  
Catch up on the latest from SIM-ON, SIMLAB, and the ever-evolving world of IoT



user profile icon


help icon

### My Spaces



Office

Demo Public SIMLAB Office



Family House

Demo Family House

Add new space

### News

#### SIM-ON at CES 2024 in Las Vegas!

2024-01-04

We're excited to showcase our innovative transition of all facility assets into cutting-edge Digital Twin management systems. Discover the future of digital integration with us. Visit our booth for a glimpse into tomorrow's technology today...

Read more

#### SIM-ON and Nice Group collaboration video

2023-12-04

In October, we enjoyed visiting Nice Group Poland at their headquarters. Our collaboration resulted in an exciting film showcasing our SIM-ON platform—a 3D overlay on the native Yubii app, seamlessly integrating with Nice's home automation e...

Read more

#### SIM-ON facility control platform is even better after recent updates!

2023-11-02

With the even greater comfort of our users in mind, we have introduced changes to the SIM-ON application. Our platform for IoT control and building management has received a refreshed design, improved UX elements, and even faster applicatio...

Read more

To access the **Home screen** at any point while working on a SIM-ON space, select the [Browse Spaces](#) located in the [Side Panel](#) menu

In the Home Screen you will find the following buttons:

-  Add new space

Select this button to [create new project space](#)



**Account:**

Opens a roll-out quick access menu of your [Account](#)



**Full screen:**

Toggles between **full screen** and **windowed view**

---

Revision #42

Created 22 July 2024 07:29:52 by ewa.wierbik

Updated 12 December 2024 10:26:43 by JJanickiSIMLAB